

Make Your Own Favourite Book

Have a go at making your own book, using the 'My Favourite Book' template!
What story will you tell?



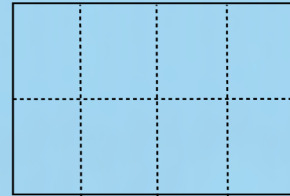
STEP 1: Take your sheet of paper and fold it in half lengthways along the blue line.



STEP 2: Fold it in half again along the red line.



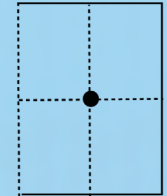
STEP 3: Fold it in half again along the green line. Now you should have a small folded rectangle of paper.



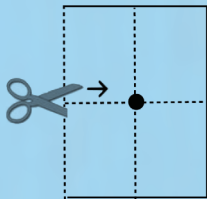
STEP 4: Unfold the page and there should be eight sections within your fold lines.



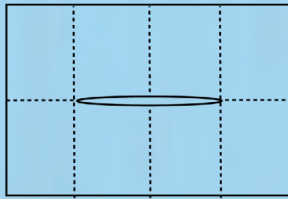
STEP 5: Fold your page again along the red line.



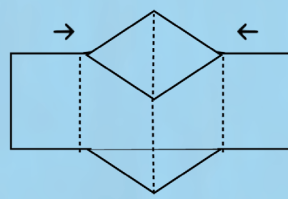
STEP 6: Make a mark in the middle of your rectangle (at the meeting point of the red and green lines).



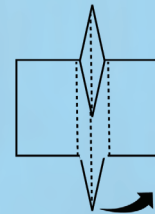
STEP 7. Ask a grown-up to cut along the blue line, from the folded edge of your page to this mark. Stop cutting at the dot!



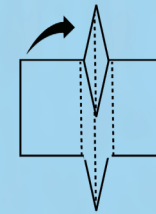
STEP 8: Unfold your page and you should have a slit in the middle. Fold your page again along the blue line.




STEP 9: Push the folded edges together towards the centre so that the slit opens up and creates a diamond shape in the middle. Keep pushing the edges closer together until the sides all meet in the middle.




STEP 10: Take the side that says 'My Favourite Book' and fold it around until it joins the other rectangles. This is now the front of your book.



STEP 11: Take the side that says 'The End' and fold it around until it joins the other rectangles. This is now the back of your book.



STEP 12: Press over the creases to make the spine of your book. Now you can get writing!




The End

And said . . .

Who went to . . .

About . . .



Charlie Cook's Favourite Book
© Julia Donaldson and Axel Scheffler 2005
– Macmillan Children's Books

My
Favourite
Book




Once upon a time
there was a . . .

Who liked to sit
and read their
favourite book . . .

Make your own bookshelf!

Fill the books on this bookshelf with the titles of your favourite books.
Or why not invent your own new books? What would you like to read about?

Fill with
the titles of your
favourite books



Charlie Cook's Favourite Quiz


Instructions

For this game you will need: 2 counters, a dice and *Charlie Cook's Favourite Book*.

1. Take it in turns to roll the dice and move forwards around the board.
2. If you land on a question, find the right page in *Charlie Cook's Favourite Book* to help you answer.
3. The first person to reach the finish is the winner!



Q6:
What did the greedy crocodile have to eat?



Q5:
What did the thief steal?

Q4:
What can Lady Mary see out of the window?

Q7:
What did the astronaut take into space?



Q3:
How many birds are in the oak tree?

Q8:
What is the name of the ghost's favourite book?



Q2:
What has the dragon been eating?



Q1:
What did the pirate find in the treasure chest?

Start

