


TWO LITTLE DICKY BIRDS





Lucy, Boo and Small are three little goslings who love playing games!

“Let’s play a game we all know,” said Mother Goose.
“How about Two Little Dicky Birds . . .”
Would you like to play, too?

First you will need to make two little dicky birds to put on your fingers.

1. Ask an adult to help you cut out the birds along the dotted lines.
2. Fold both the birds in the middle, making sure the pictures are on the outside.



3. Carefully glue the edges together, making sure you don’t glue up the finger holes at the bottom.
4. Put one little dicky bird on each index finger. One can be Peter and the other one, Paul.

Now you are ready to join in the actions!

Two little dicky birds, sitting on a wall;
One named Peter, the other named Paul. *(Waggle each finger in turn)*

Fly away, Peter! *(Put “Peter” behind your back)*

Fly away, Paul! *(Put “Paul” behind your back)*

Come back, Peter! Come back, Paul!
(Bring each finger back in front of you)

